

Visit our website:
www.sl-rack.com

Find us on



Innovative Product Development



„Our racking systems have been developed since 1996 and are continuously optimized. Pre-assembled components that are quick and easy to install, prompt order processing, a reliable product supply and cost-effectiveness are our focus.

All our components follow a convenient top-down installation approach, ensuring a smooth and timesaving workflow. SL Rack systems are installer-friendly, intuitive and standardized, while still having the flexibility to adapt to each respective project site.“

Sincerely,

Ludwig Schletter

SL Rack in numbers:



26..... Years of experience

30..... GW installed worldwide

15..... Product specialists are happy to support you

EU..... Almost exclusively manufactured in Germany and Europe

100% Aluminum and stainless steel- **extremely durable**



Visit our
website:
www.sl-rack.com



Check out our
YouTube-channel:
[Installation videos >](#)

*Our warranty conditions apply. They are available at www.sl-rack.com

For a successful carport project it is crucial to start with an individual design by our technicians. Are you interested in a unique or innovative design? **Reach out to us! Our knowledgeable team is happy to quickly respond and guide you through the process.**

 sales@sl-rack.com

- » Carports for residences, company parking lots, public parking lots, etc.
- » Complete modular system (easily adjusts to project- and customer-specific requirements)
- » Competent advice, calculations and support
- » Works with any standard module sizes
- » 5°- 15° inclination

C1



- » **C1** One-sided parking (East/West/South orientation possible)
- » **C1S** One-sided sun protection
- » **C1R** One-sided rain protection




Carport variant **with sun protection**



Carport variant **with rain protection**

C2



- » **C2** Double-sided parking (East/West/South orientation possible)
- » **C2S** Double-sided sun protection
- » **C2R** Double-sided rain protection



Carport variant **with sun protection**



Carport variant **with rain protection**

C2Y



- » **C2Y** Y-version, double-sided parking (East/West)
- » **C2YS** Y-version, double-sided sun protection
- » **C2YR** Y-version, double-sided rain protection



Carport variant **with sun protection**



Carport variant **with rain protection**



SCOPE OF DELIVERY

The carport racking is delivered as a complete set, ready for installation.

Content:

- » Aluminum-/steel structure/metal roof
- » Static calculations of the racking
- » Racking system for the trapezoidal roof
- » Trapezoidal sheet metal colours:




brick red



anthracite



light grey



white



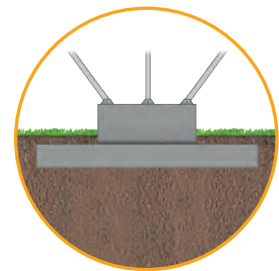
RAL colours

REQUIRED ON SITE

(to be provided by customer)

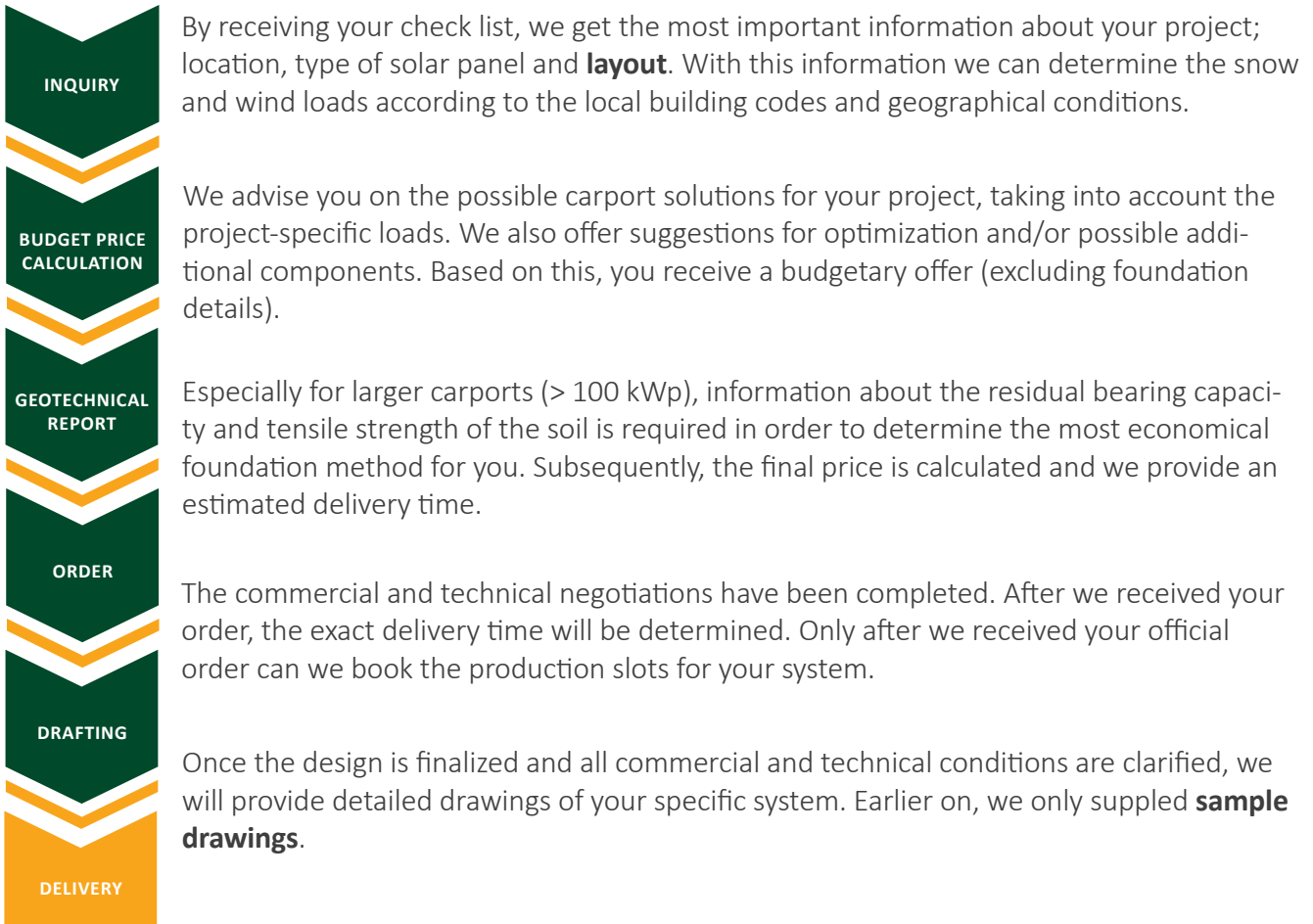
- » Static calculation of the foundation
- » Equipment to unload our delivery trucks, competent and qualified installation/assembly team, concrete foundation incl. anchoring and installation of the same, modules, inverters, electrical installation, grid connection, permits. (On request, we will be happy to name installation companies in your area).

Strip Foundation



HOW AND WHY?

In the following flow chart you will find the chronological steps for ordering a carport system.



Please note that the above mentioned scope does not include the supply of a binding yield calculation!



Thank you for your interest in our systems. In order to provide you with a precise offer, we ask you to fill out the check list as detailed and precise as possible.

CONTACT

Company name

Last name, first name

Street

Postal code City

Country

Phone

E-Mail

MODULE LAYOUT

Vertical
 Horizontal

 Inclination (We recommend 5 - 15°)

_____ Modules on top of each other (pcs.)
 _____ Modules side by side (pcs.)

CARPORT OPTIONS

- C1S** One-sided sun protection
- C1R** One-sided rain protection
- C2S** Double-sided sun protection
- C2R** Double-sided rain protection
- C2YS** Y-Version, double-sided sun protection
- C2YR** Y-Version, double-sided rain protection

Project name

_____ No. of parking spots
 _____ Total output (kWp)

_____ Ground clearance H (m)


_____ Axis A (m)
 (max. 7,5m with Show load zone 2)


LOCATION CONSTRUCTION FIELD

Street

Postal code City

Country

Height above sea level


MANDATORY INFORMATION BY EMAIL

- » Google Earth Pin (position) of the project location
- » Layout with contour lines (of the terrain)
- » Module data sheet

This information is crucial for us to provide a quote!

PARKING

Vertical C1


Vertical C2/C2Y


CHECKLIST

SUPPLY LINES

Are there any supply lines on the project site? If available, please provide plans with dimensions:

Electricity Water Gas Phone Drainage

There are no supply lines

SITE SURFACE

Pavers Concrete Asphalt

SOIL PROPERTIES

Does the subsoil consist in whole or in part of:

Fill Contaminated soil

Have any measures already been taken/are planned for soil improvement (e.g. soil replacement, geogrid/fleece)?

Additional information:

EXPLOSIVE ORDNANCE AND REMNANTS OF WAR

We assume that there are no unexploded ordnance in the soil. Especially for industrial areas and old airports we recommend an inquiry at the aerial photograph database (www.luftbilddatenbank.de). In case of an order we require a written confirmation.

PLEASE NOTE THE FOLLOWING FOR THE INVESTIGATION:

- » At the beginning of the soil investigation, one of your team members should point out the project area to our geotechnical engineer, to ensure that the testing is conducted at the correct location and damage to supply lines can be avoided.
- » If a geological survey of the project site has already been carried out, or specific features of the subsoil are known, these should be communicated to us in advance.
- » The results of the subsoil investigation help us in assessing the project site.
- » Changes made to the subsoil after the investigation (e.g. excavations, backfill, soil rearrangements, etc.) may require a new investigation, resulting in additional cost for the client.
- » The soil investigation can only be carried out if we have received the completely filled out and signed checklist as well as the site plans.

This data sheet only contains information for SL Rack GmbH and its respective customers/interested parties. The content of this document depends on the location of the project and the respective customer requirements. Note: We collect personal data. Please refer to our data protection declaration on our website at www.sl-rack.de

The General Terms and Conditions of Sale and Delivery of SL Rack GmbH in their current version shall apply. They are available at www.sl-rack.de

Place

Date

Signature



SL Rack
[Website](#)



SL Rack
[YouTube](#)



SL Rack
[Onlineshop](#)



Contact us
for an offer:

SL Rack GmbH
Münchener Straße 1
83527 Haag i. OB
E-Mail: sales@sl-rack.com
Phone: [+49 8072 3767-0](tel:+49807237670)
www.sl-rack.com